

Tapping Chart




Direct




A1




A4



C1



C4



F1



F1



G1

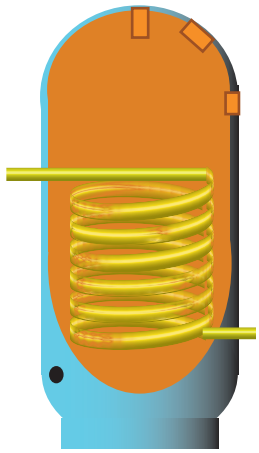


G3




G4


Indirect




IDA2



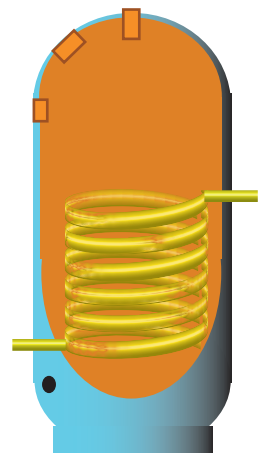
IDD2




IDE1



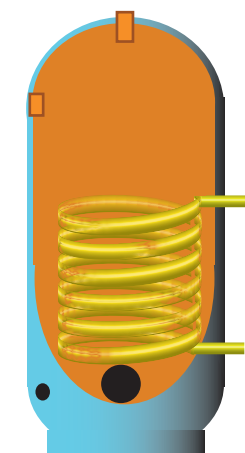
IDE2




IDF1




IDF2




IDF3



IDH1



IDH2



IDH3